
  
X-Borer





**XC-45B**

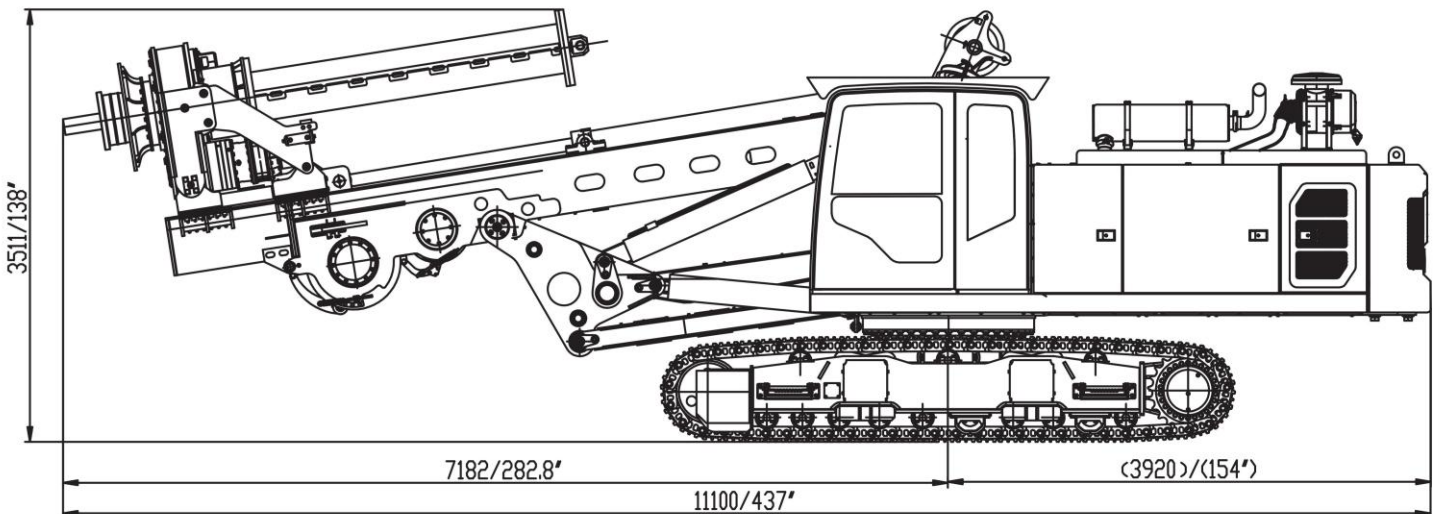
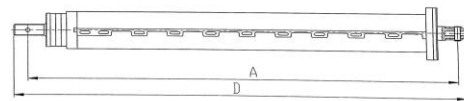
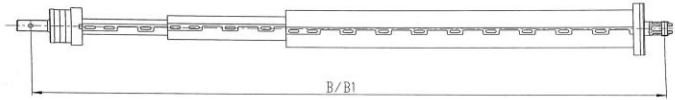
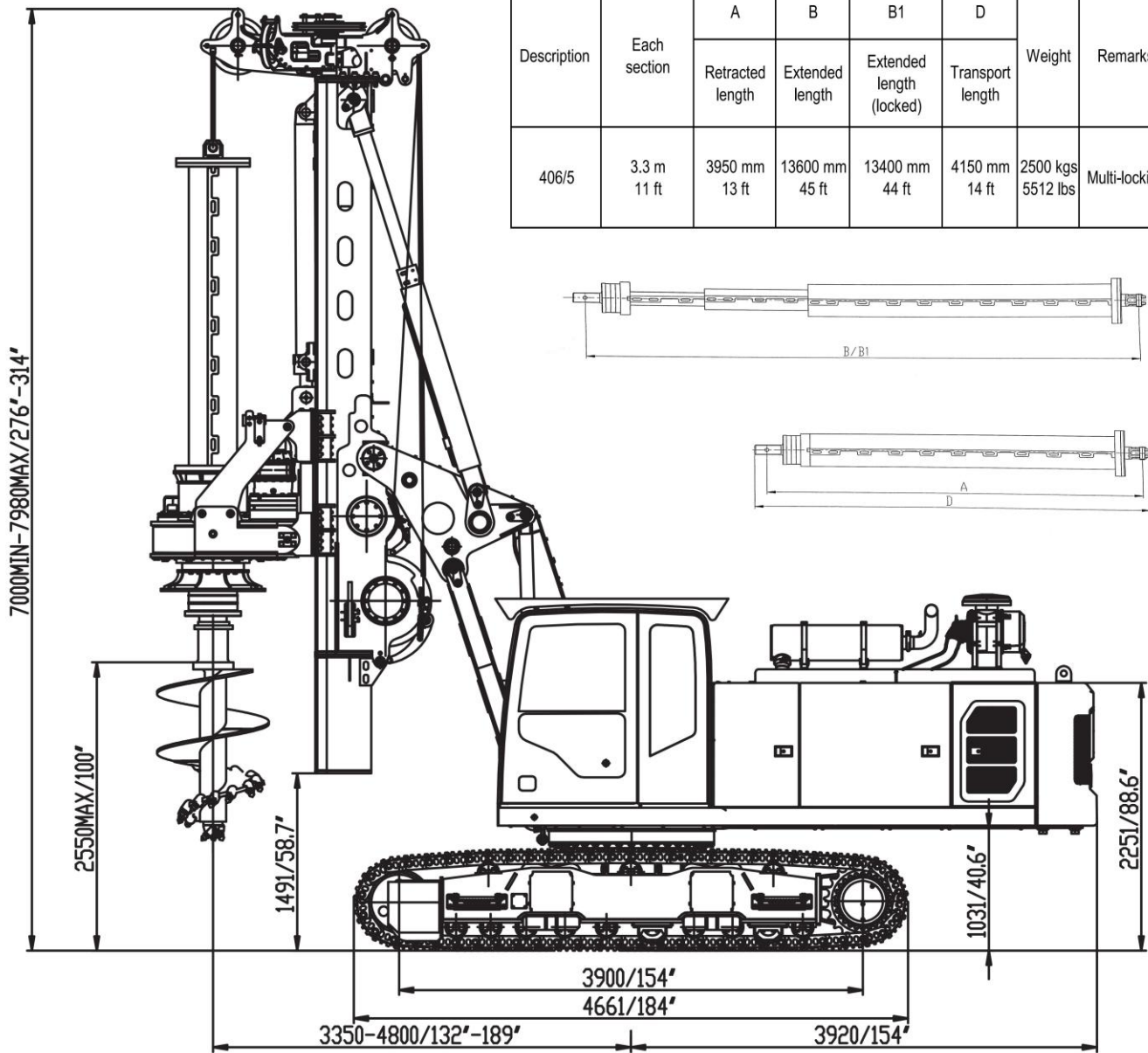
---



## TECHNICAL SPECIFICATIONS - Low Headroom

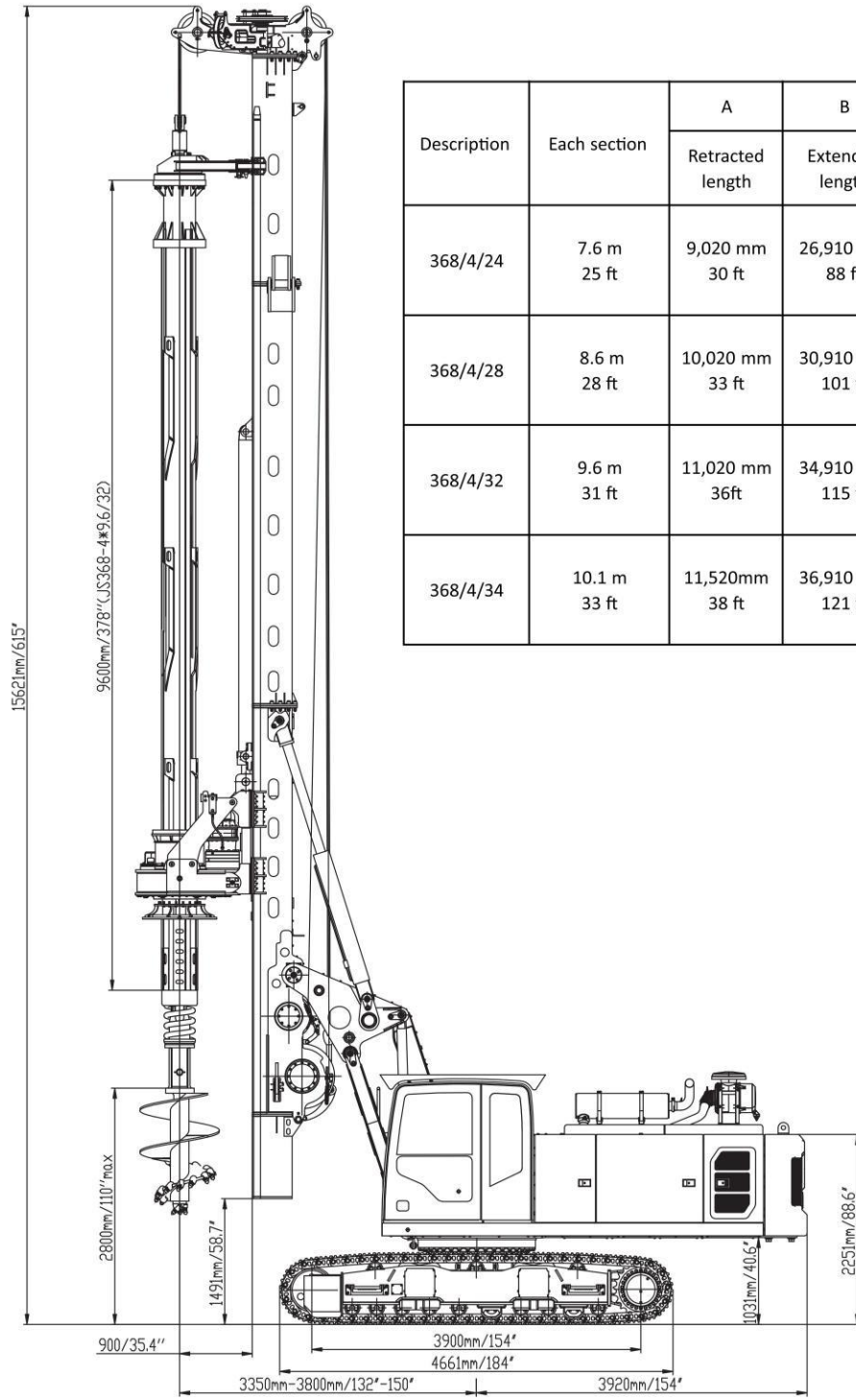
Description		US Units	Metric Units
<b>Max. drilling diameter</b>	Front mast	67"	1700mm
	Under mast	118"	3000mm
<b>Max. drilling depth (with drilling tool)</b>		39'	12m
<b>Engine</b>	Model	Cummins B6.7	
	Rated power	232hp	173kW
	Emission certification	Tier 4F	
<b>Rotary Drive</b>	Max. torque	95,880 ft lbs	130kN·m
	rotate speed	7-30r/min	
	Spin off	120r/min	
<b>Crowd Cylinder</b>	Max. crowd push	19.8 T	180kN
	Max. crowd pull	26.5 T	240kN
	stroke	67"	1700mm
<b>Main Winch</b>	lifting force of the 1st layer	22 T	200kN
	Max cable speed	230 ft/min	70m/min
<b>Auxiliary Winch</b>	lifting force of the 1st layer	11 T	100kN
	Max cable speed	164 ft/min	50m/min
<b>Mast Inclination</b>	Backward/forward/lateral	15/5/3°	
<b>Undercarrige</b>	Max. traveling speed	1.68 Mph	2.7km/h
	Max traction force	28.7 T	260kN
	Max gradient	40%	
	Track shoe width	23.6"	600mm
	Overall width (retract-ed~extended)	100- 143"	2540-3640mm
	Overall length	183"	4661mm
<b>Working Dimension</b>	length	286"	7270
	Width	143"	3640mm
	Height	275.5"	7,000-7,980mm
	Weight (drilling tool excluded)	77,160 lbs	35t
<b>Transport Dimension</b>	length	437"	11,100mm
	Width	100"	2,540mm
	Height	138"	3511mm
	Weight	77,160 lbs	35t

Description	Each section	A	B	B1	D	Weight	Remarks
		Retracted length	Extended length	Extended length (locked)	Transport length		
406/5	3.3 m 11 ft	3950 mm 13 ft	13600 mm 45 ft	13400 mm 44 ft	4150 mm 14 ft	2500 kgs 5512 lbs	Multi-locking



## TECHNICAL SPECIFICATIONS - Standard Mast

Description		US Units	Metric Units
Max. drilling diameter	Front mast	67"	1,700 mm
	Under mast	118"	3,000 mm
Max. drilling depth		119'	36.5 m
Standard drilling depth-XK200/368/4/32		105 ft	32 m
Engine	Model	Cummins B 6.7	
	Rated power	232 hp	173 kW
	Emission certification	Tier 4 Final	
Rotary Drive	Max. torque	95,880 ft lbs	130 kN-m
	Rotary speed	7-30 r/min	
	Spin-off	120 r/min	
Crowd Cylinder	Max. crowd force	19.8 T	180 kN
	Max. lifting force	26.5 T	240 kN
	Stroke	138"	3,500 mm
Main Winch	Lifting force of the first layer	22 T	200 kN
	Max cable speed	230 ft /min	70 m/min
Auxiliary Winch	Lifting force of the first layer	11 T	100 kN
	Max cable speed	164 ft /min	50 m/min
Mast Inclination	Backward/forward/lateral	15°/5°/3°	
Undercarriage	Max. travel speed	1.68 Mph	2.7 km/h
	Max traction force	28.7 T	260 kN
	Max gradient	40%	
	Track shoe width	23.6"	600 mm
	Overall width (retracted~extended)	100- 143"	2,540-3,640 mm
	Overall length	183"	4,660 mm
<b>Working Dimension</b>	Working condition	286×143.3×615"	7270×3640×15620 mm
	Weight (drilling tool excluded)	90,390 lbs	41t
<b>Transport Dimension</b>	Transport condition	556×100×144"	14130×2540×3660 mm
	weight	90,390 lbs	41t



Description	Each section	A	B	B1	D	Weight
		Retracted length	Extended length	Extended length (locked)	Transport length	
368/4/24	7.6 m 25 ft	9,020 mm 30 ft	26,910 mm 88 ft	26,760mm 88 ft	9,190 mm 30 ft	4,900 kgs 10,803 lbs
368/4/28	8.6 m 28 ft	10,020 mm 33 ft	30,910 mm 101 ft	30,760mm 101 ft	10,190 mm 33 ft	5,400 kgs 11,905 lbs
368/4/32	9.6 m 31 ft	11,020 mm 36ft	34,910 mm 115 ft	34,760mm 114 ft	11,190 mm 37 ft	5,900 kgs 13007 lbs
368/4/34	10.1 m 33 ft	11,520mm 38 ft	36,910 mm 121 ft	36,760 mm 121 ft	11,690 mm 38 ft	6,200 kgs 13,669 lbs

